



# Keene's Crossing ES

Media Center Collection Development Plan  
2023-24

*Tracy Webley*

[Tracy Webley \(Oct 9, 2023 15:56 EDT\)](#)

---

Tracy Webley  
Principal

*Jennifer Drone*

[Jennifer Drone \(Oct 9, 2023 18:44 EDT\)](#)

---

Jennifer Drone  
Certified Educational Media Specialist

# Table of Contents

---

<b>Table of Contents</b>	<b>2</b>
<b>Executive Summary</b>	<b>3</b>
District Strategic Plan 2025	3
School Collection Development Plan	3
<b>School Assessment Analysis</b>	<b>4</b>
<b>Collection Analysis</b>	<b>5</b>
<b>Collection Analysis by Category</b>	<b>6</b>
Notes	6
<b>Representation Analysis</b>	<b>7</b>
Results	7
<b>Strategic Focus</b>	<b>8</b>
<b>Budget and Purchasing Plan</b>	<b>9</b>
Annual Budget 2023-2024	9
Purchasing Plan 2023-2024	9
<b>Year-to-Year Collection Change</b>	<b>10</b>

# Executive Summary

---

## *District Strategic Plan 2025*

Orange County Public Schools is the eighth-largest school district in the United States and the fourth largest in Florida. The district serves more than 206,000 students at 202 schools and is one of the largest employers in Central Florida with more than 25,000 team members.

**Vision:** To ensure every student has a promising and successful future.

**Mission:** With the support of families and the community, we create enriching and diverse pathways to lead our students to success.

## *School Collection Development Plan*

Keene's Crossing ES serves 1,014 students enrolled in grades Kindergarten through fifth. The student population's ethnicity is 31% Hispanic and 69% Non-Hispanic students. Additionally, we serve a diverse population made up of 77% White, 5% Black, 0% Native, 10% Asian, 1% Pacific, and 7% Multicultural students.

The administration includes Principal Tracy Webley and Assistant Principal Joy Stribling. Keene's Crossing ES is proud to offer the many special programs which provide students with opportunities. These include Sunshine State Young Readers, Battle of the Books, News Crew, National Elementary Honor Society, Chess Club, Safety Patrols, STEM Club, Drama and Musical Ensembles, and Green School.

A thorough analysis of the current media center collection at Keene's Crossing ES indicates that the average age of the collection is 2011 and the number of books per student is 11. The [American Association for School Libraries](#) has established a criteria for highly effective media centers that includes a ratio of 15-20 books available per student in the collection.

At this time, Keene's Crossing ES does not meet the recommended standards for the number of books per student.

The analysis of the collection also revealed the following areas of strengths and concerns:

- Students in grades 4 and 5 showed considerable improvement on the FAST ELA assessment during the 2022-2023 school year.
- Students in grades 3 showed a decrease in proficiency between the 2021-2022 FSA and the 2022-2023 FAST statewide assessments.
- In addition to the physical media center collection, the district provides almost 5,000 eBooks, audiobooks and digital magazines.
- The average age of the biography and computer science section is more than 10 years old.
- The balance of fiction and nonfiction favors fiction. Additional nonfiction titles are needed.

## School Assessment Analysis

The school analysis provides an overview of the school's assessment data for the previous two school years.

Proficiency Data							
Assessment	2021-22	Assessment	2022-23	Assessment	2021-22	Assessment	2022-23
		<b>Star Early Literacy Proficiency</b>	71%				
		<b>Star Reading Proficiency</b>	72%			<b>Star Math Proficiency</b>	76%
<b>FSA ELA Grade 3</b>	85%	<b>FAST ELA Proficiency Grade 3</b>	68%	<b>FSA Math Grade 3</b>	81%	<b>FAST Math Proficiency Grade 3</b>	73%
<b>FSA ELA Grade 4</b>	79%	<b>FAST ELA Proficiency Grade 4</b>	86%	<b>FSA Math Grade 4</b>	83%	<b>FAST Math Proficiency Grade 4</b>	88%
<b>FSA ELA Grade 5</b>	73%	<b>FAST ELA Proficiency Grade 5</b>	81%	<b>FSA Math Grade 5</b>	67%	<b>FAST Math Proficiency Grade 5</b>	84%
<b>NGSSS Sci 5 EOC</b>	73%	<b>NGSSS Sci 5 EOC</b>	84%				

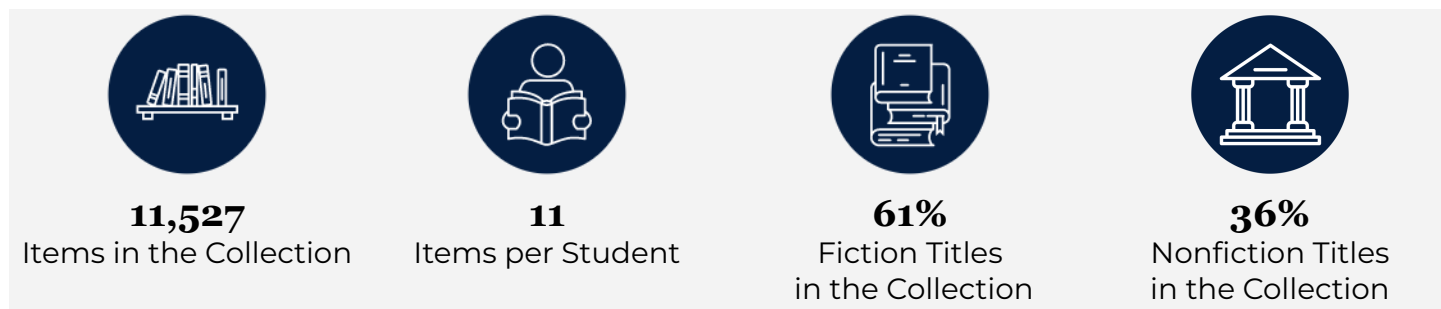
### Comparison between 2021-22 and 2022-23 Testing Data

(adapted from <https://www.fldoe.org/accountability/assessments/k-12-student-assessment/results/2023.stml>)

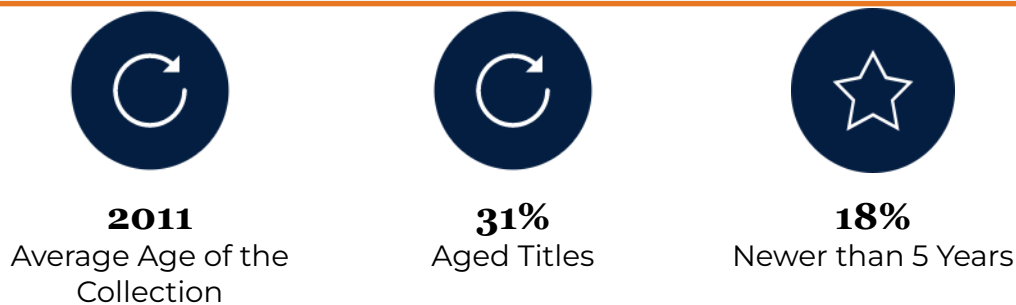
In 2023, the state transitioned from Florida Standards Assessments (FSA) to Florida Assessment of Student Thinking (FAST) for English Language Arts (ELA) and Mathematics. The 2022-23 for FAST and Benchmarks for Excellent Student Thinking (B.E.S.T.) End-of-Course (EOC) assessments are based on **provisional** achievement level cuts that are linked to each assessment's respective 2021-22 reporting scale. Comparisons should not be made between the 2023 data and previous years' data. The implementation of FAST K-2 in the 2022-23 school year was the first administration of statewide assessments for students in grades K-2. These assessments include Star Early Literacy Proficiency, Star Reading Proficiency, and Star Math Proficiency.

## Collection Analysis

The collection is developed for and influenced by students, their interests, academic needs and alignment to the curriculum. The data below is a snapshot of the collection based on a Titlewise Analysis from July 2023. Purchasing or weeding after that time is not reflected in this data.



Library media resources are curated to include both recently published works and classics that both rightfully impact the average age of the collection.

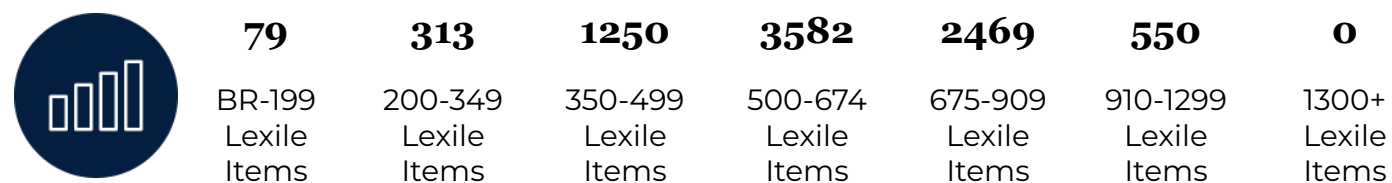


Library media resources should be representative of the school. A commitment to representative literature is reflective of **OCPS values such as equity, inclusion, and respect.**

Social-Emotional Learning (SEL) library media resources can contribute to the **development of character and social-emotional skills**, one of the OCPS's key performance indicators.



Library media resources are distributed across the **Lexile reading level ranges** noted below.



## Collection Analysis by Category

---

The information collected in this section provides a detailed look at the current library collection by classification and genre. The information was gathered from Follett Destiny, the library management system, and Titlewave, the vendor's ordering and analysis tool.

Section	# of Titles	Average Age
Computer Science, Information & General Works	56	2011
Philosophy & Psychology	76	2011
Religion	24	2012
Social Sciences	530	2011
Language	78	2007
Science	991	2012
Technology	508	2011
Arts & Recreation	417	2011
Literature	141	2007
History & Geography	501	2010
Biography	357	2010
Easy	2930	2008
General Fiction	3549	2011

### Notes

- The average age of the collection is acceptable at 2011, but needs to be improved.

# Representation Analysis

Enrollment & Demographic Data					
<b>1014</b> 2023-24 Student Enrollment as of September 7, 2023	Subgroups		Federal Ethnicity		
	<b>14%</b> ELL	<b>14%</b> ESE	<b>31%</b> Hispanic	<b>69%</b> Non-Hispanic	
Federal Race Category					
<b>77%</b> White	<b>5%</b> Black	<b>0%</b> Native	<b>10%</b> Asian	<b>1%</b> Pacific	<b>7%</b> Multicultural

To deepen focus on strategic collection development, specific sections of the collection were analyzed in detail to determine whether the media center collection reflects and represents various points of view and experiences. The goal is to provide a balanced collection that can be both a mirror, to reflect a reader's experience, and a window, so readers can experience different viewpoints.

## Results

Based on the available school data of Keene's Crossing ES in comparison to Collection Analysis results, it was found that:

Student Representation	% of Students	Total # of Titles	Total % of Titles	Avg. Age of Titles
Hispanic	31%	170	1.4	2015
Black	5%	474	4.1	2011
Asian	10%	145	1.2	2011

- Additional titles for each subgroup of student diversity are present in the collection, but may not be reflected in the collection analysis.

## Strategic Focus

---

This page lists the priorities for selection and weeding for each school year and includes the action, updates, and outcomes. This is subject to change due to funding and time constraints.

School Year	Strategic Focus
<b>2023-2024</b>	<b>Selection Priorities</b> <ul style="list-style-type: none"><li>● Priority 1 Current Sunshine State books</li><li>● Priority 2 Capstone database for research.</li><li>● Priority 3 Update biography and computer science sections.</li></ul>
	<b>Weeding Priorities</b> <ul style="list-style-type: none"><li>● Priority 1 Computer science</li><li>● Priority 2 Biography section</li><li>● Priority 3 Multiple copies of titles</li></ul>
<b>2024-2025</b>	<b>Selection Priorities</b> <ul style="list-style-type: none"><li>● Priority 1 Current Sunshine State books</li><li>● Priority 2 Representation of our diverse student groups</li><li>● Priority 3 Mental health topics</li></ul>
	<b>Weeding Priorities</b> <ul style="list-style-type: none"><li>● Priority 1 OCPS recommendations for monthly weeding</li><li>● Priority 2 Sports section</li><li>● Priority 3 Geography section</li></ul>



# Budget and Purchasing Plan

---

This page outlines the current budget available and specifically lists the priorities for this school year (2023-2024).

## *Annual Budget 2023-2024*

State Funds	
<i>Source</i>	<i>Amount</i>
State (1001111000)	\$29,460.63
Internal Accounts	
<i>Source</i>	<i>Amount</i>
Lost Book Fees	\$2,816.23
<b>TOTAL</b>	\$32,276.86

## *Purchasing Plan 2023-2024*

Approximate Purchasing Plan	
<i>Purpose</i>	<i>Amount</i>
Current Sunshine State books	\$3,500.00
Capstone Database	\$2,500.00
Biographies and Computer Science	\$5,000.00
Lexile Ranges BR-499 and 900-1100	\$5,000.00
<b>TOTAL</b>	\$16,000.00

## Year-to-Year Collection Change

The information below represents the year-to-year change within the library media center collection from the 2022-23 to 2023-24 school year. The 2022-23 data is based on a collection analysis from June 2022, while the 2023-24 is based on a collection analysis from July 2023.

### Data Reflection

- Due to weeding of materials, our number of items per student has decreased.
- A focus will be on increasing the number of items per student this year.
- Weeding and purchasing have improved the age of the collection, but a focus will be on continuing to improve the average age.





### 2022-23 Purchased and Weeded Materials

Materials  
Added to the  
Collection

**501**

Materials  
Weeded from  
the Collection

**1069**

Category	2022-23	2023-24
 <b>Items in the Collection</b>	12033	11,527
 <b>Items per Student</b>	12	11
 <b>Average Age of Collection</b>	2009	2011
 <b>Representative Titles in the Collection</b>	28%	28%











# OCPS Keene's Crossing ES Collection Development Plan 2023-2024 (1)

Final Audit Report

2023-10-09

Created:	2023-09-29
By:	Jennifer Drone (jennifer.drone@ocps.net)
Status:	Signed
Transaction ID:	CBJCHBCAABAA_Ovze5yJCJPIgxBrRQn6Md92PflIHtVV

## "OCPS Keene's Crossing ES Collection Development Plan 2023-2024 (1)" History

-  Document created by Jennifer Drone (jennifer.drone@ocps.net)  
2023-09-29 - 6:42:19 PM GMT- IP address: 168.184.83.113
-  Document emailed to Tracy Webley (tracy.webley@ocps.net) for signature  
2023-09-29 - 6:43:28 PM GMT
-  Email viewed by Tracy Webley (tracy.webley@ocps.net)  
2023-10-09 - 7:55:53 PM GMT- IP address: 168.184.83.170
-  Document e-signed by Tracy Webley (tracy.webley@ocps.net)  
Signature Date: 2023-10-09 - 7:56:27 PM GMT - Time Source: server- IP address: 168.184.83.170
-  Document emailed to Jennifer Drone (jennifer.drone@ocps.net) for signature  
2023-10-09 - 7:56:28 PM GMT
-  Email viewed by Jennifer Drone (jennifer.drone@ocps.net)  
2023-10-09 - 10:43:00 PM GMT- IP address: 71.214.8.109
-  Document e-signed by Jennifer Drone (jennifer.drone@ocps.net)  
Signature Date: 2023-10-09 - 10:44:07 PM GMT - Time Source: server- IP address: 71.214.8.109
-  Agreement completed.  
2023-10-09 - 10:44:07 PM GMT